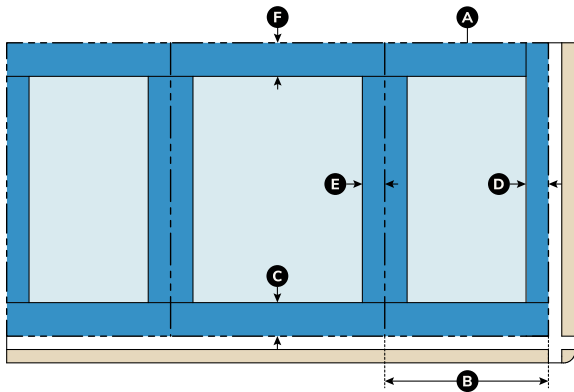


DOWNTOWN TRANSITION DISTRICT (PROPOSED DIMENSIONAL REQUIREMENTS)

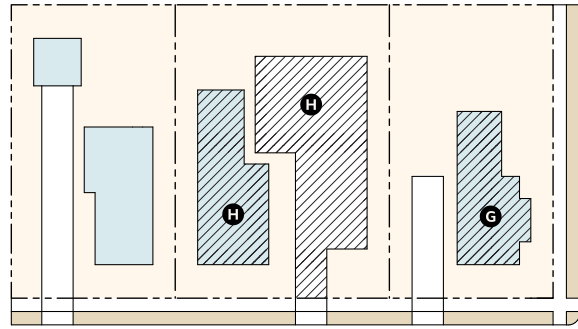
Dimensions and Siting:



Dimensions and Siting

	Min Road Frontage	50 ft
A	Min Lot Area	8,000 sf
	Min lot area for single dwelling unit	8,000 sf
	Min lot area for each additional dwelling unit	5,400 sf
B	Min Lot Width	60 ft
C	Min Front Setback	15 ft
D	Min Corner Side Setback ¹	10 ft
E	Min Interior Side Setback	10 ft
F	Min Rear Setback	15 ft

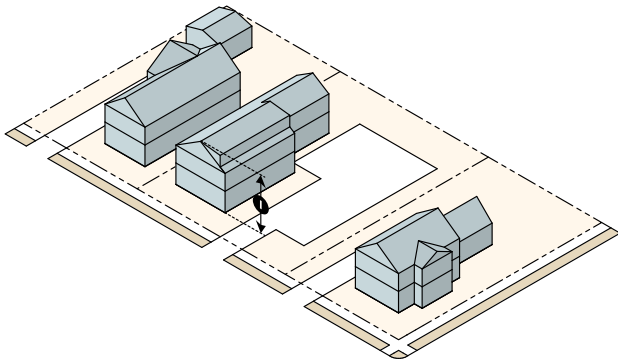
Buildout:



Buildout

G	Max Building Coverage	50%
H	Max Impervious Surface Coverage	70%
	Min Green/Open Sapce	30%

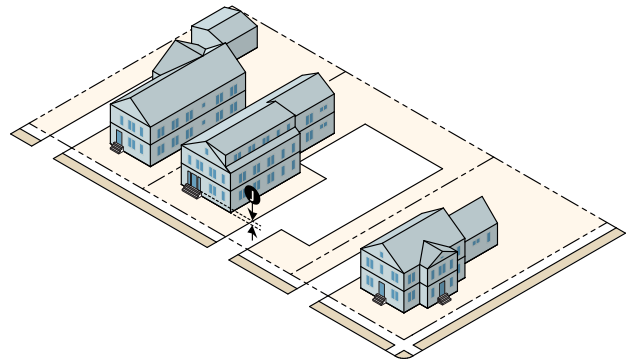
Height:



Building Height

Minimum Building Height	None
① Maximum Building Height	40 ft & 3 Stories

Activation:



Building Activation

① Maximum Height of Building Entry Threshold Above Sidewalk	Multi-Family + Nonresidential Uses: 5 ft
Minimum Ground Floor Transparency	Multi-Family + Nonresidential Uses: 25%
Minimum Upper Floor Transparency	Multi-Family + Nonresidential Uses: 10%